

## Mounting blocks

for indexing plungers / cam action indexing plungers

### SPECIFICATION


#### Identification no.

- No. **1**: Mounting from the front
- No. **2**: Mounting from the back

Zinc die casting

plastic coated

black, textured finish

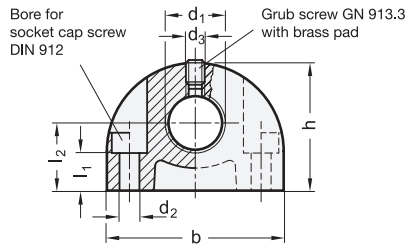


### INFORMATION

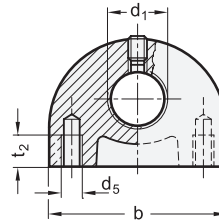
Mounting blocks GN 412.1 are reasonably priced fitting aid for indexing plungers, cam action indexing plungers and for setting bolts and buffers.

To position the indexing pin of an indexing plunger or cam action indexing plunger, they can also hold positioning bushings GN 412.2 (see page 813).

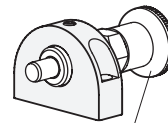
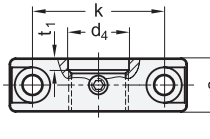
Identification no. 1



Identification no. 2



Application example



Indexing plunger

### GN 412.1

Description	b	d1	d2	d3	d4	d5	h	k	l1	l2	s	t1	t2 min.	△
GN 412.1-35-M8-1	35	M 8	4.3	M 4	8.2	-	26	25	6	14	12	2	-	40
GN 412.1-35-M8x1-1	35	M 8 x 1	4.3	M 4	8.2	-	26	25	6	14	12	2	-	39
GN 412.1-35-M10-1	35	M 10	4.3	M 4	10.2	-	26	25	6	14	12	2	-	38
GN 412.1-35-M10x1-1	35	M 10 x 1	4.3	M 4	10.2	-	26	25	6	14	12	2	-	39
GN 412.1-35-M12-1	35	M 12	4.3	M 4	12.2	-	26	25	6	14	12	3	-	35
GN 412.1-35-M12x1,5-1	35	M 12 x 1.5	4.3	M 4	12.2	-	26	25	6	14	12	3	-	37
GN 412.1-47-M16-1	47	M 16	5.3	M 5	16.2	-	34	35	10	18	14	3	-	76
GN 412.1-47-M16x1,5-1	47	M 16 x 1.5	5.3	M 5	16.2	-	34	35	10	18	14	3	-	71
GN 412.1-47-M20x1,5-1	47	M 20 x 1.5	5.3	M 5	20.2	-	34	35	10	18	14	3	-	68
GN 412.1-35-M8-2	35	M 8	-	M 4	8.2	M 5	26	25	-	14	12	2	10	48
GN 412.1-35-M8x1-2	35	M 8 x 1	-	M 4	8.2	M 5	26	25	-	14	12	2	10	48
GN 412.1-35-M10-2	35	M 10	-	M 4	10.2	M 5	26	25	-	14	12	2	10	46
GN 412.1-35-M10x1-2	35	M 10 x 1	-	M 4	10.2	M 5	26	25	-	14	12	2	10	46
GN 412.1-35-M12-2	35	M 12	-	M 4	12.2	M 5	26	25	-	14	12	3	12	44
GN 412.1-35-M12x1,5-2	35	M 12 x 1.5	-	M 4	12.2	M 5	26	25	-	14	12	3	12	44
GN 412.1-47-M16-2	47	M 16	-	M 5	16.2	M 6	34	35	-	18	14	3	12	90
GN 412.1-47-M16x1,5-2	47	M 16 x 1.5	-	M 5	16.2	M 6	34	35	-	18	14	3	12	70
GN 412.1-47-M20x1,5-2	47	M 20 x 1.5	-	M 5	20.2	M 6	34	35	-	18	14	3	12	79

